

Sample Pages from



a division of **Teacher Created Materials**

Thanks for checking us out. Please call us at 877-777-3450 with questions or feedback, or to order this product. You can also order this product online at www.tcmpub.com/shell-education.

For correlations to State Standards, please visit:

www.tcmpub.com/teachers/correlations

Shell Professional and Strategy Resources:

www.tcmpub.com/teachers/professional-resources/correlations

To **Create** a **World** ⁱⁿ _{which}
Children **Love** to **Learn!**

877-777-3450 • www.tcmpub.com/shell-education



SHELL
EDUCATION

Getting to the

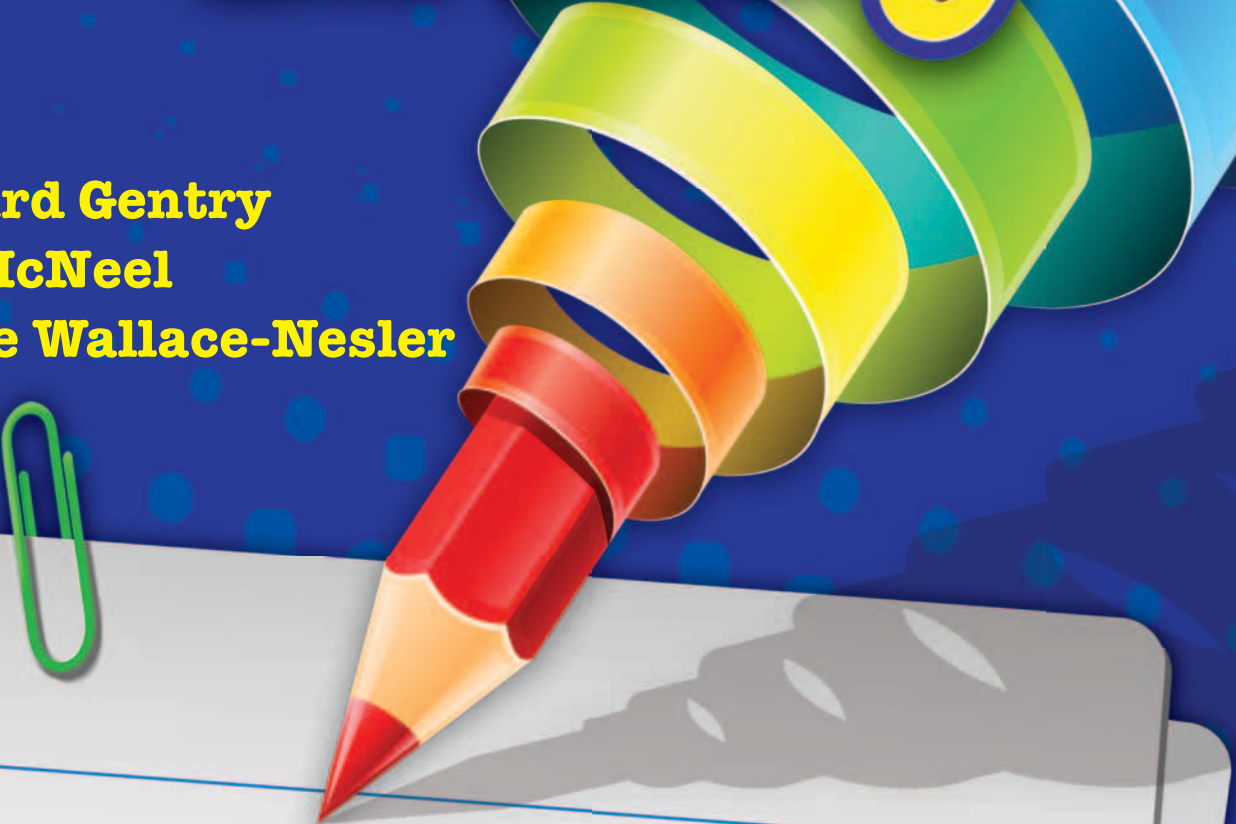
Teacher
Resource CD
included

Level

3

Core of Writing

Richard Gentry
Jan McNeel
Vickie Wallace-Nesler



Essential Lessons
for Every
Third Grade
Student

Table of Contents

Introduction	5	Ideas	75
The Importance of Writing	5	Lesson 1: My Expert List	77
Traits of Quality Writing	6	Lesson 2: I Can Write Like That!	80
The Reading and Writing Connection	7	Lesson 3: Collecting Ideas	83
The Purpose of Assessment	10	Lesson 4: People We Love	86
How to Use This Book	11	Lesson 5: Fabulous Faunae	89
Planning Writing Instruction	11	Lesson 6: Story Seeds	92
Components of Writer’s Workshop	14	Lesson 7: Famous People I Admire	96
Implementing the Lessons	15	Lesson 8: What Should I Write?	99
Implementing Writer’s Workshop	18	Sentence Fluency	103
The Writing Conference	19	Lesson 1: Popcorn Sentences	105
The Writer’s Notebook	21	Lesson 2: A Simple Sentence	108
Top 10 Tips for Creating		Lesson 3: The Compound Subject	111
Successful Writers	23	Lesson 4: Types of Sentences	114
Correlation to Standards	24	Lesson 5: The Compound Verb	117
Acknowledgments	31	Lesson 6: The Compound Sentence	120
About the Authors	32	Lesson 7: Rubber Band Sentences	123
Managing Writer’s Workshop	33	Lesson 8: A Complex Sentence	127
Lesson 1: Components of		Organization	131
Writer’s Workshop	35	Lesson 1: Name Poetry	133
Lesson 2: Our Group Meeting	38	Lesson 2: 123 Paragraphs: Opinion	136
Lesson 3: The Writing Folder	41	Lesson 3: 123 Paragraphs: Story	139
Lesson 4: The Writer’s Notebook	50	Lesson 4: 123 Paragraphs: Informing	142
Lesson 5: Organizing the		Lesson 5: Building a Story Mountain	145
Writer’s Notebook	52	Lesson 6: Telling a Story	152
Lesson 6: Sharing	58	Lesson 7: More Than	
Lesson 7: Turn and Talk	62	“Once Upon a Time”	155
Lesson 8: Guidelines for		Lesson 8: Circular Endings	159
Writer’s Workshop	65	Lesson 9: Writing a Letter	162
Lesson 9: Teacher and		Lesson 10: It’s My Opinion!	166
Peer Conferences	68	Lesson 11: Just Stating the Facts	170
Lesson 10: The Five-Step		Lesson 12: Poetry Fun	174
Writing Process	71		

Table of Contents *(cont.)*

Word Choice	177	Appendices	253
Lesson 1: Be Specific!	179	Appendix A: Conferring Resources	253
Lesson 2: Vivid Verbs	182	Appendix B: Assessment Resources	261
Lesson 3: Amazing Adjectives	185	Appendix C: Mentor Text List	273
Lesson 4: Banished, Boring Words	188	Appendix D: Additional Resources	280
Lesson 5: Transition Words	193	Appendix E: References	285
Lesson 6: Super Similes	198	Appendix F: Contents of the Teacher	
Lesson 7: Awesome Adverbs	201	Resource CD	288
Lesson 8: Interesting Idioms	206		
Voice	209		
Lesson 1: How Do You Feel?	211		
Lesson 2: Looking and Listening			
for Voice	216		
Lesson 3: Informing Interjections	219		
Lesson 4: Know Your Audience	222		
Conventions	225		
Lesson 1: The Capital Rap	227		
Lesson 2: Punctuation Takes			
a Holiday	230		
Lesson 3: See It! Say It! Spell It!			
Write It! Check It!	233		
Lesson 4: Editing with CUPS	236		
Lesson 5: Quotation Marks:			
“Who Said That?”	240		
Lesson 6: Caution Comma Chant	243		
Lesson 7: Using Editing Marks	246		
Lesson 8: Writing Traits Checklist	250		

Awesome Adverbs

Standards

- Uses descriptive and precise language that clarifies and enhances ideas
- Uses adverbs in written compositions

Materials

- Chart paper
- Markers
- *Adverb Picture Cards* (page 204; [adverbpicturecards.pdf](#))
- *Adverb Word Cards* (page 205; [adverbwordcards.pdf](#))
- Writer's Notebooks
- *Awesome Adverbs Notebook Entry* (page 203; [awesomeadverbs.pdf](#))

Mentor Texts

- *Up, Up and Away: A Book About Adverbs* by Ruth Heller
- See *Mentor Text List* in Appendix C for other suggestions.

Procedures

Note: When adverbs are overused, writing sounds stilted and artificial. Remind students to use adverbs sparingly to add details and clarity.

Think About Writing

1. Remind students that authors carefully choose the words they write so their message is accurately expressed.
2. Review mentor texts, if desired, and emphasize the author's use of adverbs.

Teach

3. Tell students, "Today I will show you how to use adverbs to help improve the quality of your writing." Explain that adverbs clarify by telling how, when, where, and how often.
4. Display the *Adverb Picture Cards* (page 204). Work with students to identify the adverbs in the sentences. Discuss the power of interesting adverbs to provide additional information to the reader.

Engage

5. Display the *Adverb Word Cards* (page 205), one card at a time. Have students work with partners to create sentences using the adverbs. Allow several groups to share their sentences for each adverb and record the sentences on chart paper.

Awesome Adverbs *(cont.)*

Apply

6. Encourage students to improve the quality of their writing by using adverbs in their sentences. Provide students with the *Awesome Adverbs Notebook Entry* (page 203) to add to their Writer's Notebook. Have students work on the *Your Turn* section before proceeding to their writing folders.

Write/Conference

7. Provide time for students to write. Meet with the most at-risk students to provide additional support in incorporating adverbs into their writing. Encourage students to use the words on the *Awesome Adverbs Notebook Entry* in their writing. Keep records of your meeting in your Conferring Notebook.

Spotlight Strategy

8. Spotlight students who use adverbs to add descriptive details to their writing. For example, "Extraordinary word work today. Your adverbs are tremendous! Pay close attention to this adverb included in Trina and Raj's work."

Share

9. Have students meet with partners to share their work. Encourage students to listen for adverbs in their partner's writing.

Homework

Ask students to listen for adverbs used in conversation at home. Have students make a list of five adverbs they hear.

Awesome Adverbs Notebook Entry

Awesome Adverbs

An **adverb** can tell the reader how, where, when, or how often. Most adverbs end with **-ly**.

Authors use adverbs to emphasize information and add descriptive details to their writing.

- Luke skied expertly down the mountain. (How did Luke ski? Expertly.)
- He liked to ski frequently. (How often did he ski? Frequently.)
- Lindsay carefully boarded the ski lift. (How did Lindsay board the lift? Carefully.)

Here are some awesome adverbs you can use in your writing.

- | | | |
|------------|-------------|------------|
| • suddenly | • hungrily | • loudly |
| • angrily | • carefully | • greedily |
| • quickly | • steadily | • gently |
| • bravely | • silently | • happily |
| • slowly | • timidly | • neatly |
| • safely | • finally | • easily |

Remember to reread and revise using adverbs to add emphasis and details in your writing!

Your Turn:


Write sentences using at least four of the adverbs listed above.

Adverb Picture Cards

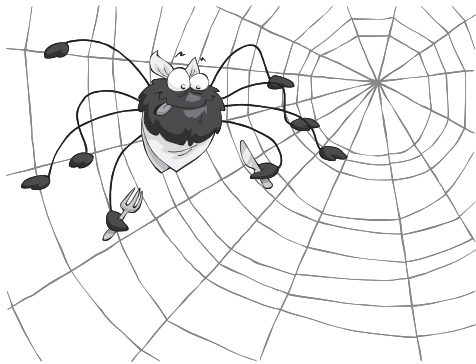
Directions: Cut out the cards. Have students identify the adverbs in each sentence.



The bee quickly flew to the flower and landed quietly to get a sip of delicious nectar.



The horse stomped noisily at the gate, waiting impatiently for the farmer to bring his oats.



The plump spider waited impatiently for a fat fly to land clumsily on his sticky web.



Certainly, a kind-hearted child will choose to lovingly adopt this adorable puppy.



Slowly, the snake slithered through the grass and hungrily attacked the oblivious mouse.



Waiting eagerly to pounce on its prey, the tiger moved soundlessly through the tall grass.

Adverb Word Cards

Directions: Cut out the cards. Display the cards for students. Have them find partners and create sentences using the adverbs.

loudly

neatly

greedily

easily

gently

silently

happily

timidly